

MİMARİ KATALOG


ARCHITECTURAL CATALOGUE

Aluminyum Kapı Pencere ve Giydirme Cephe Sistemleri
Aluminium Window Doors and Facade Systems



Rescara Sistem
Profil Detayları

Rescara System
Profile Details



053

RESCARA SİSTEM

RESCARA SYSTEM

Aluminyum Kapı Pencere ve Giydirme Cephe Sistemleri
Aluminium Window Doors and Facade Systems

31



32

33

34

35

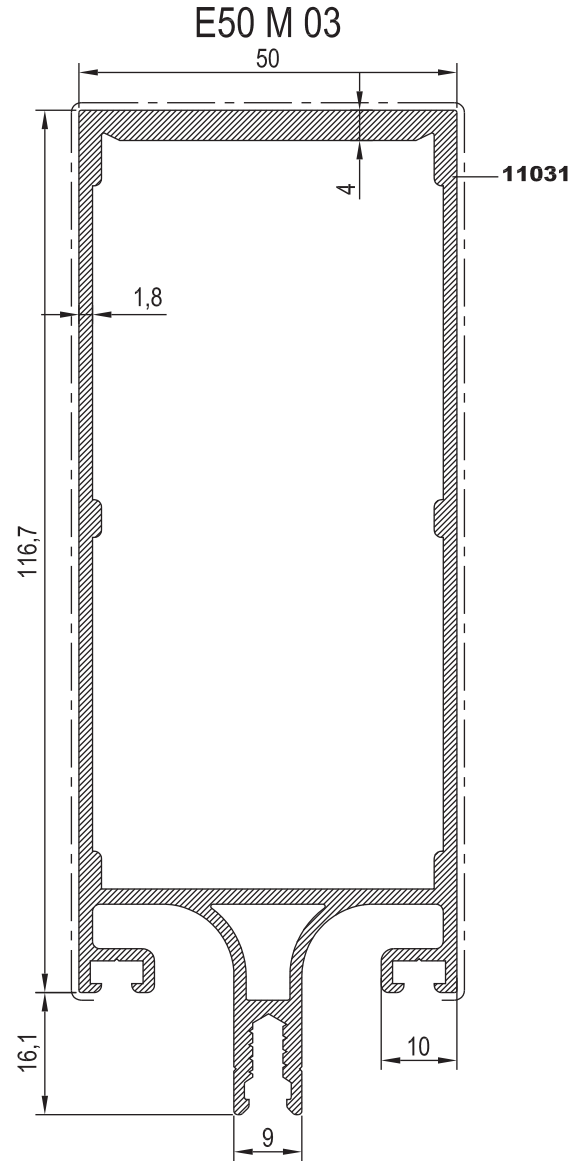
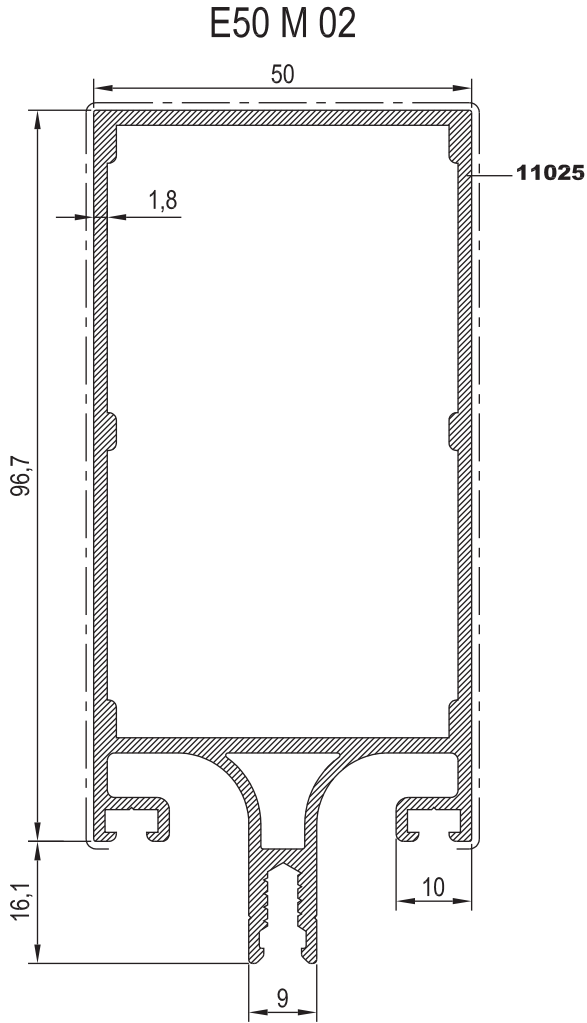
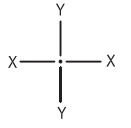
36

37

38



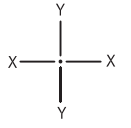
KOD / CODE	AĞIRLIK (kg/m) / WEIGHT	Jxx cm ⁴	Jyy cm ⁴	L m
E50 M 02	1,991	97,340	26,972	6
E50 M 03	2,436	188,046	32,821	6



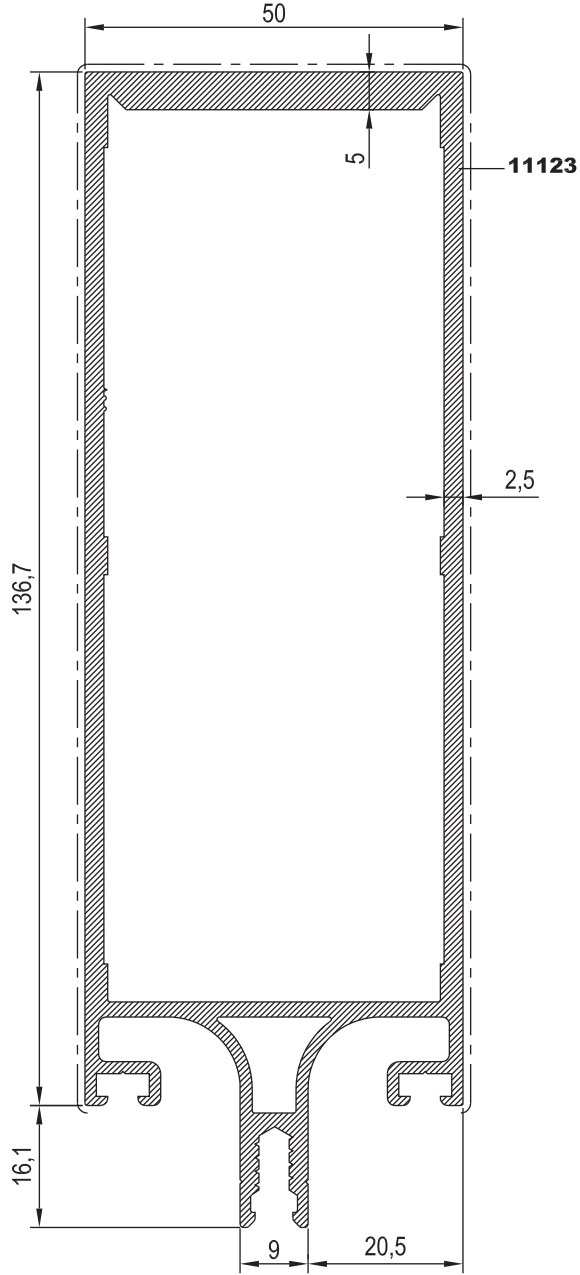
Nr	DÜŞEY BAĞLANTI PROFİLİ		MULLION CONNECTION PROFILE		KESİM ÖLÇÜSÜ CUTTING SIZE
	PROFİL KODU / PROFILE CODE	AKSESUAR KODU / ACCESSORY CODE	AKSESUAR KODU / ACCESSORY CODE	PROFİL KODU / PROFILE CODE	
E50 M 02	11025	R50 C 05	06.01.02.50R	11025	80,5 mm
E50 M 03	11031	R50 C 05	06.01.03.50R	11031	98,5 mm



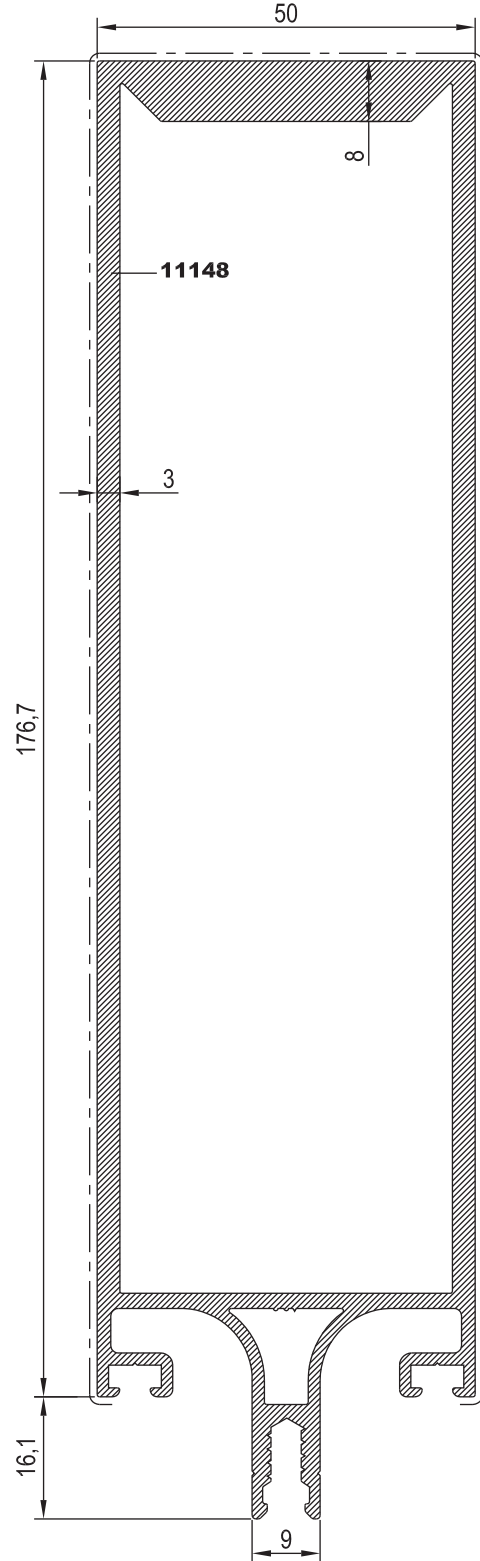
KOD / CODE	AĞIRLIK (kg/m) / WEIGHT	Jxx cm ⁴	Jyy cm ⁴	L m
E50 M 04	3,139	306,014	45,218	6
E50 M 06	4,361	665,914	64,750	6



E50 M 04



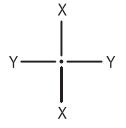
E50 M 06



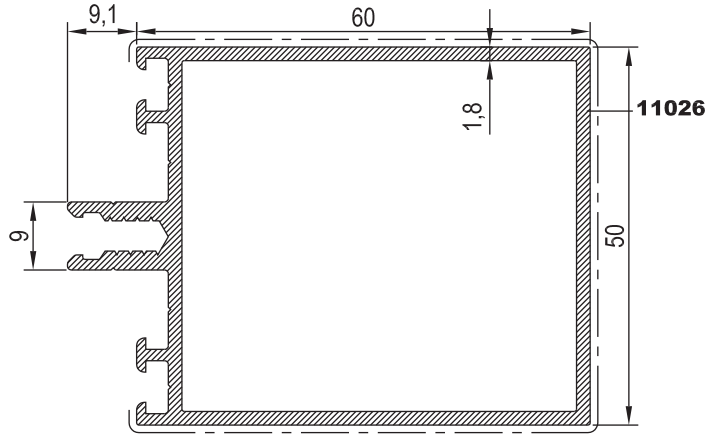
Nr	DÜŞEY BAĞLANTI PROFİLİ PROFİL KODU / PROFILE CODE		MULLION CONNECTION PROFILE AKSESUAR KODU / ACCESSORY CODE	KESİM ÖLÇÜSÜ CUTTING SIZE
E50 M 04	11123	R50 C 05	06.01.04.50R	117,5 mm
E50 M 06	11148	R50 C 05	06.01.06.50R	154,5 mm



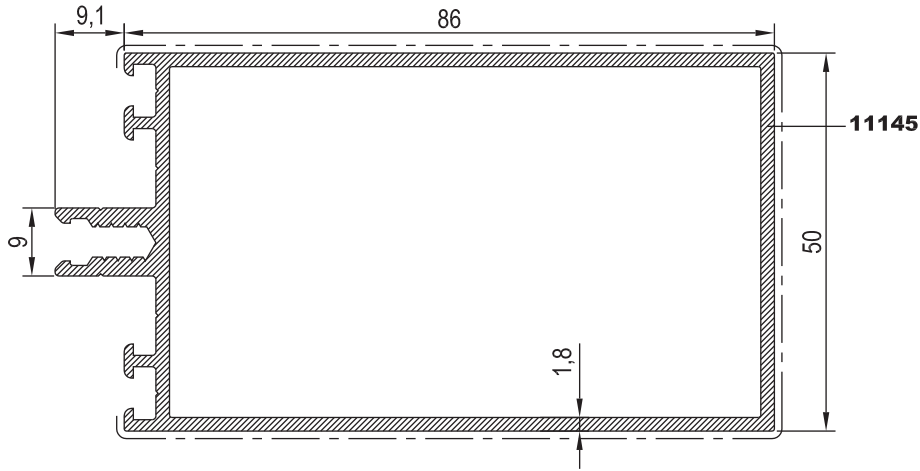
KOD / CODE	AĞIRLIK (kg/m) / WEIGHT	Jxx cm4	Jyy cm4	L m
E50 T 03	1,251	25,387	16,117	6
E50 T 04	1,505	59,374	21,556	6



E50 T 03



E50 T 04

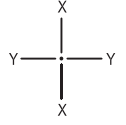


Nr	DÜŞEY BAĞLANTI PROFİLİ		MULLION CONNECTION PROFILE		KESİM ÖLÇÜSÜ CUTTING SIZE
	PROFİL KODU / PROFILE CODE	AKSESUAR KODU / ACCESSORY CODE	PROFİL KODU / PROFILE CODE	AKSESUAR KODU / ACCESSORY CODE	
E50 T 03	R50 C 06		05.02.03.50R		51,9 mm
	EPDM		03.04.03.50R		54,0 mm
E50 T 04	R50 C 06		05.02.04.50R		77,8 mm
	EPDM		03.04.04.50R		80,0 mm

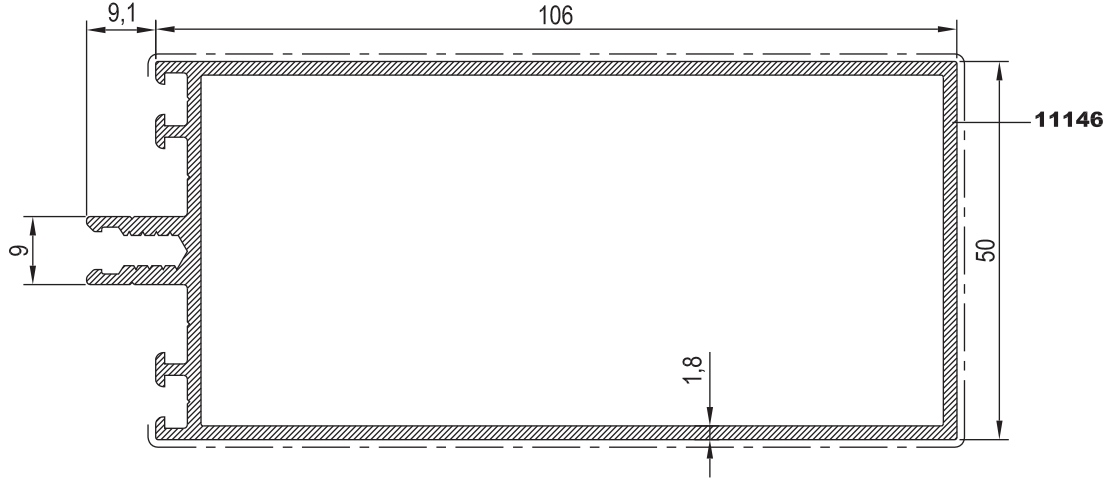
Nr	DÜŞEY BAĞLANTI PROFİLİ		MULLION CONNECTION PROFILE		KESİM ÖLÇÜSÜ CUTTING SIZE
	PROFİL KODU / PROFILE CODE	AKSESUAR KODU / ACCESSORY CODE	PROFİL KODU / PROFILE CODE	AKSESUAR KODU / ACCESSORY CODE	
E50 T 03	R50 C 12		05.03.03.50R		50,9 mm
	R50 C 11		05.03.13.50R		51,9 mm
	EPDM		03.04.07.T03		55,0 mm
E50 T 01	R50 C 12		05.03.04.50R		76,9 mm
	R50 C 11		05.03.14.50R		77,8 mm
	EPDM		03.04.07.T04		81,0 mm



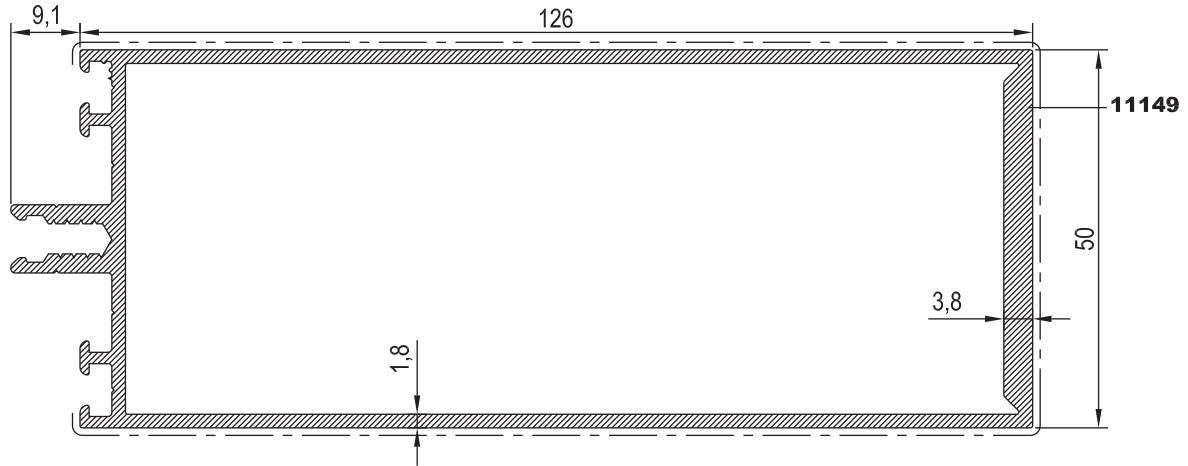
KOD / CODE	AĞIRLIK (kg/m) / WEIGHT	Jxx cm4	Jyy cm4	L m
E50 T 05	1,700	98,056	25,740	6
E50 T 06	2,131	183,984	31,319	6



E50 T 05



E50 T 06



Nr

DÜŞEY BAĞLANTI PROFİLİ
PROFİL KODU / PROFILE CODEMULLION CONNECTION PROFILE
AKSESUAR KODU / ACCESSORY CODEKESİM ÖLÇÜSÜ
CUTTING SIZE

E50 T 05	11146	R50 C 06		05.02.05.50R		97,8 mm
		EPDM		03.04.05.50R		100,0 mm
E50 T 06	11149	R50 C 06		05.02.06.50R		115,8 mm
		EPDM		03.04.06.50R		120,0 mm

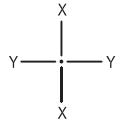
Nr

DÜŞEY BAĞLANTI PROFİLİ
PROFİL KODU / PROFILE CODEMULLION CONNECTION PROFILE
AKSESUAR KODU / ACCESSORY CODEKESİM ÖLÇÜSÜ
CUTTING SIZE

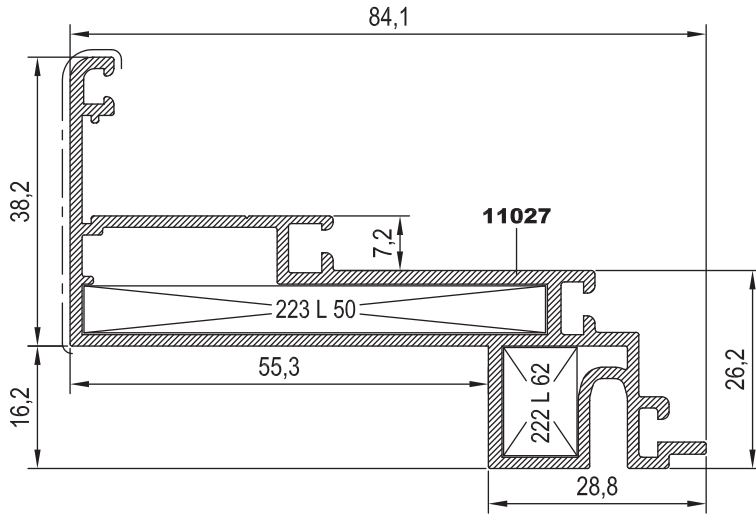
E50 T 05	11146	R50 C 12		05.03.05.50R		96,9 mm
		R50 C 11		05.03.15.50R		97,8 mm
E50 T 06	11149	EPDM		03.04.07.T05		101,0 mm
		R50 C 12		05.03.06.50R		116,9 mm
E50 T 06	11149	R50 C 11		05.03.16.50R		115,8 mm
		EPDM		03.04.07.T06		120,0 mm



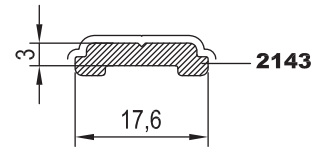
KOD / CODE	AĞIRLIK (kg/m) / WEIGHT	Jxx cm ⁴	Jyy cm ⁴	L m
E50 H 10	1,250	33,033	7,194	6
R50 V 16	1,235	12,332	5,527	6
E50 V 02	0,324	---	---	6
E50 V 03	0,383	---	---	6
E50 S 02	0,252	---	---	6
25 I 04	0,153	---	---	6



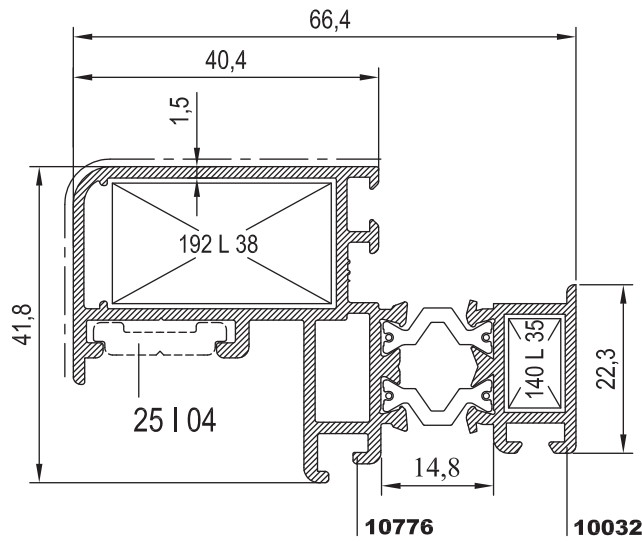
E50 H 10



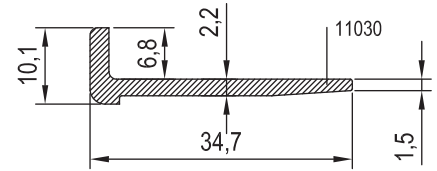
25 I 04



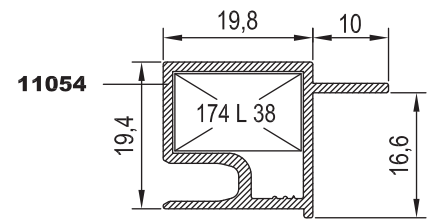
R50 V 16*



E50 S 02



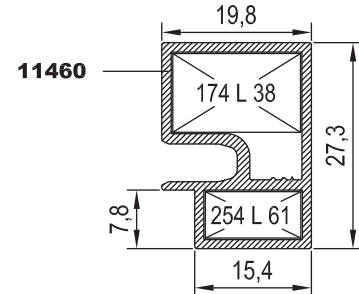
E50 V 02



*NOT: 10032 KODLU PROFİL SİYAH ELOKSAL (AS-M4) OLMALIDIR.

*NOTE: PROFILE 10032 MUST BE BLACK ANODISED (AS-M4).

E50 V 03



Nr		L m	KESİM ÖLÇÜSÜ CUTTING SIZE	AKS. KODU ACS. CODE
R50 V 16	10776	25 L 38 (2074)	29,9 mm	192 L 38
	10032	25 L 35 (10032)	7,8 mm	140 L 35
E50 V 02	11054	25 L 38 (2074)	10,3 mm	174 L 38
E50 V 03	11460	25 L 38 (2074)	10,3 mm	174 L 38
		25 L 61 (1034)	6,3 mm	254 L 61
E50 H 10	11027	25 L 50 (10838)	61,0 mm	223 L 50
		25 L 62 (2442)	9,7 mm	222 L 62



31

KÖŞE TAKOZLARI (CORNER CLEATS)

PROFİL KODU (PROFILE CODE)	25 L 35	25 L 38	25 L 50	25 L 62
FABRİKA KODU (FACTORY CODE)	10076	2074	10838	2442
AĞIRLIK (WEIGHT)	4,192 kg/m	4,854 kg/m	1,748 kg/m	4,249 kg/m
ÇİZİM (DRAWING)				

32

33

34

35

PROFİL KODU (PROFILE CODE)	25 L 61			
FABRİKA KODU (FACTORY CODE)	1034			
AĞIRLIK (WEIGHT)	3,759 kg/m			
ÇİZİM (DRAWING)				

KÖŞE TAKOZLARI

Nr	L m		KEŞİM ÖLÇÜSÜ CUTTING SIZE	AKS. KODU ACS. CODE
	R50 V 16	10776	2074 (25 L 38)	29,9 mm
	10032	10076 (25 L 35)	7,8 mm	140 L 35
E50 H 10	11027	10838 (25 L 50)	61,0 mm	223 L 50
		2442 (25 L 62)	9,7 mm	222 L 62
E50 V 02	11054	2074 (25 L 38)	10,3 mm	174 L 38

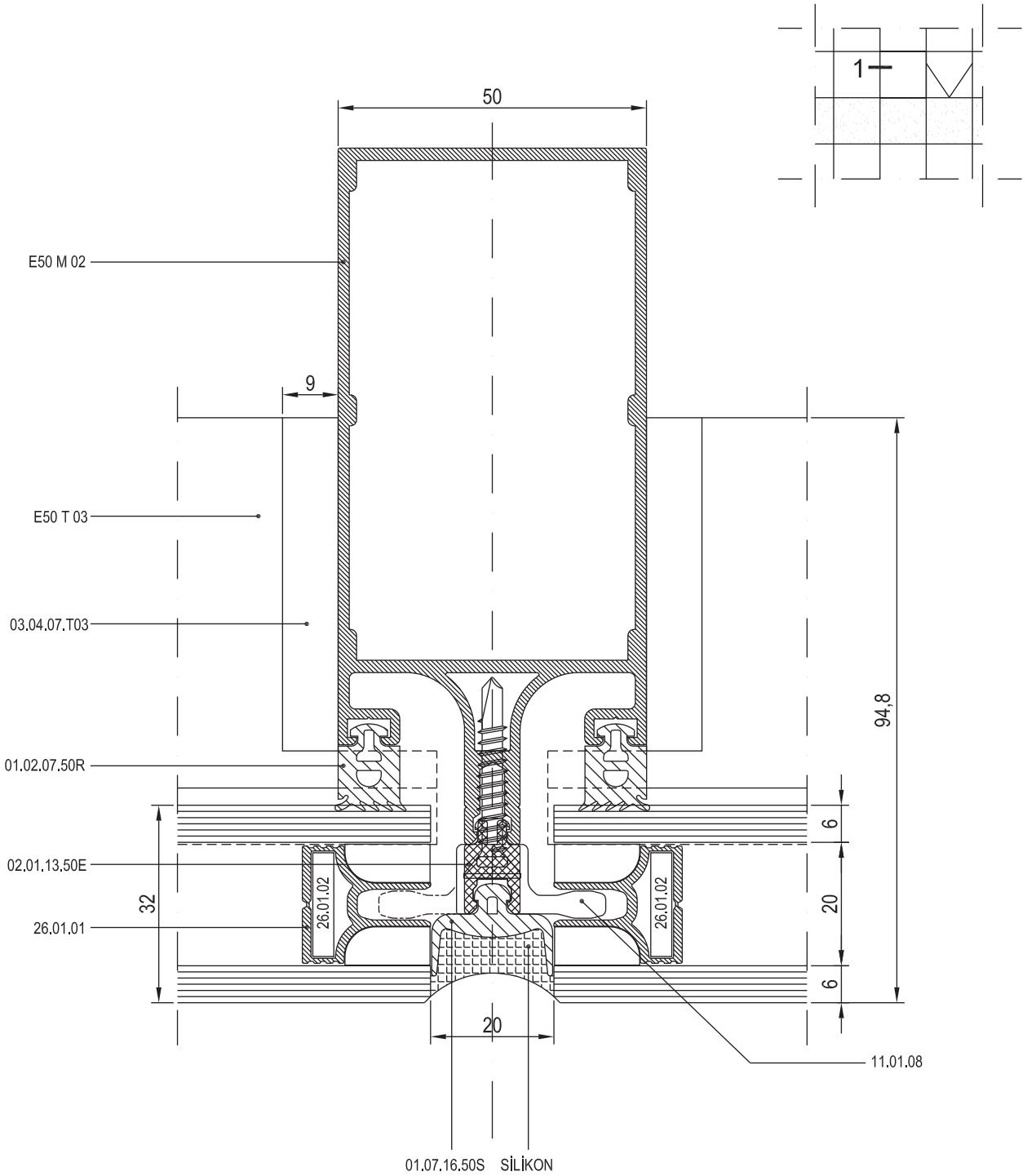
36

37

YATAY BAĞLANTI PROFİLLERİ (TRANSOM CONNECTION PROFILES)

PROFİL KODU (PROFILE CODE)	R50 C 06	R50 C 11	R50 C 12	
FABRİKA KODU (FACTORY CODE)	10026	10757	10756	
AĞIRLIK (WEIGHT)	2,056 kg/m	1,813 kg/m	0,548 kg/m	
ÇİZİM (DRAWING)				

38





31

32

33

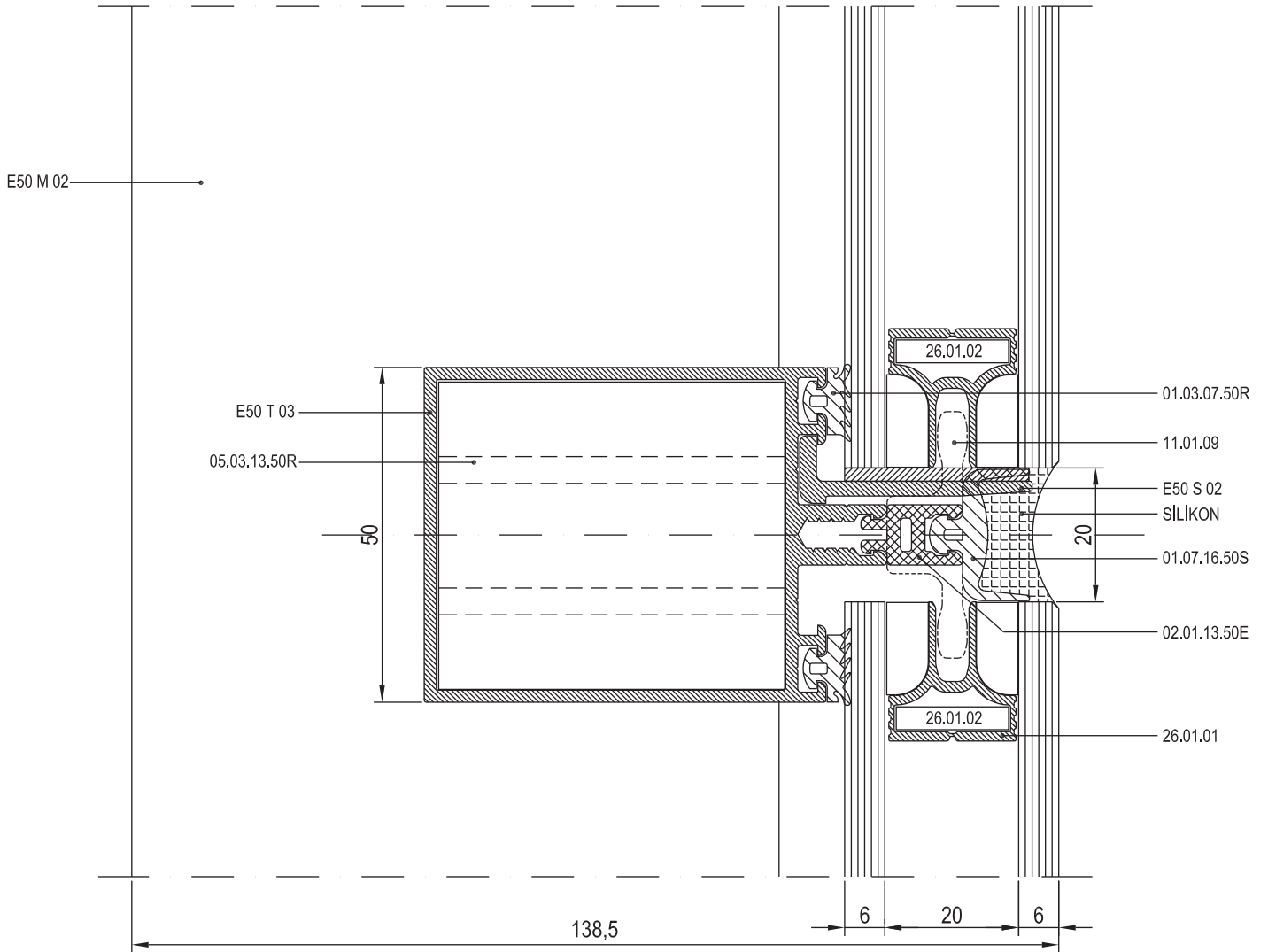
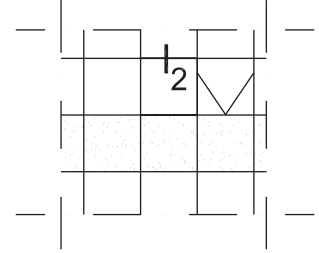
34

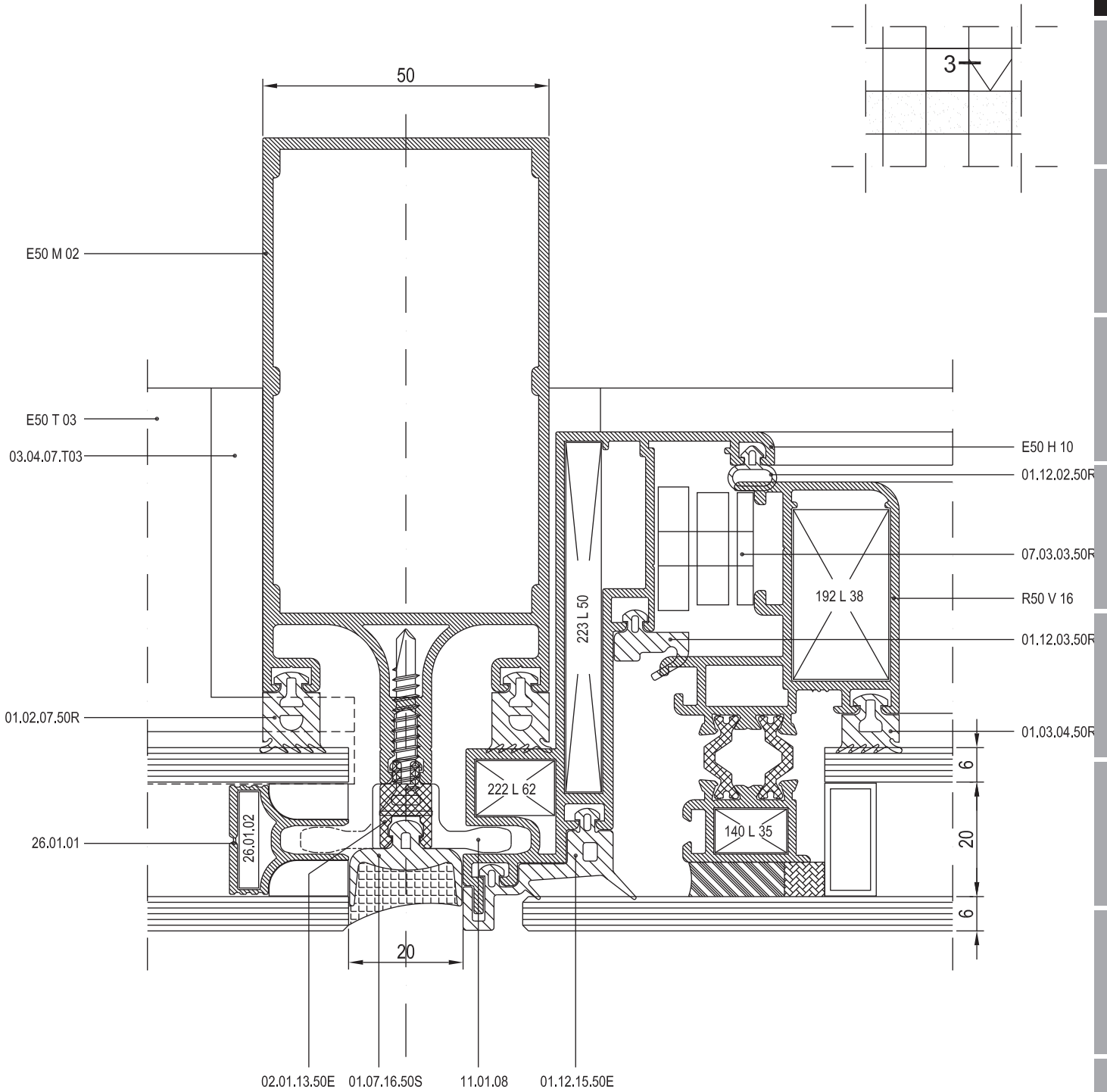
35

36

37

38





31

32

33

34

35

36

37

38



31

32

33

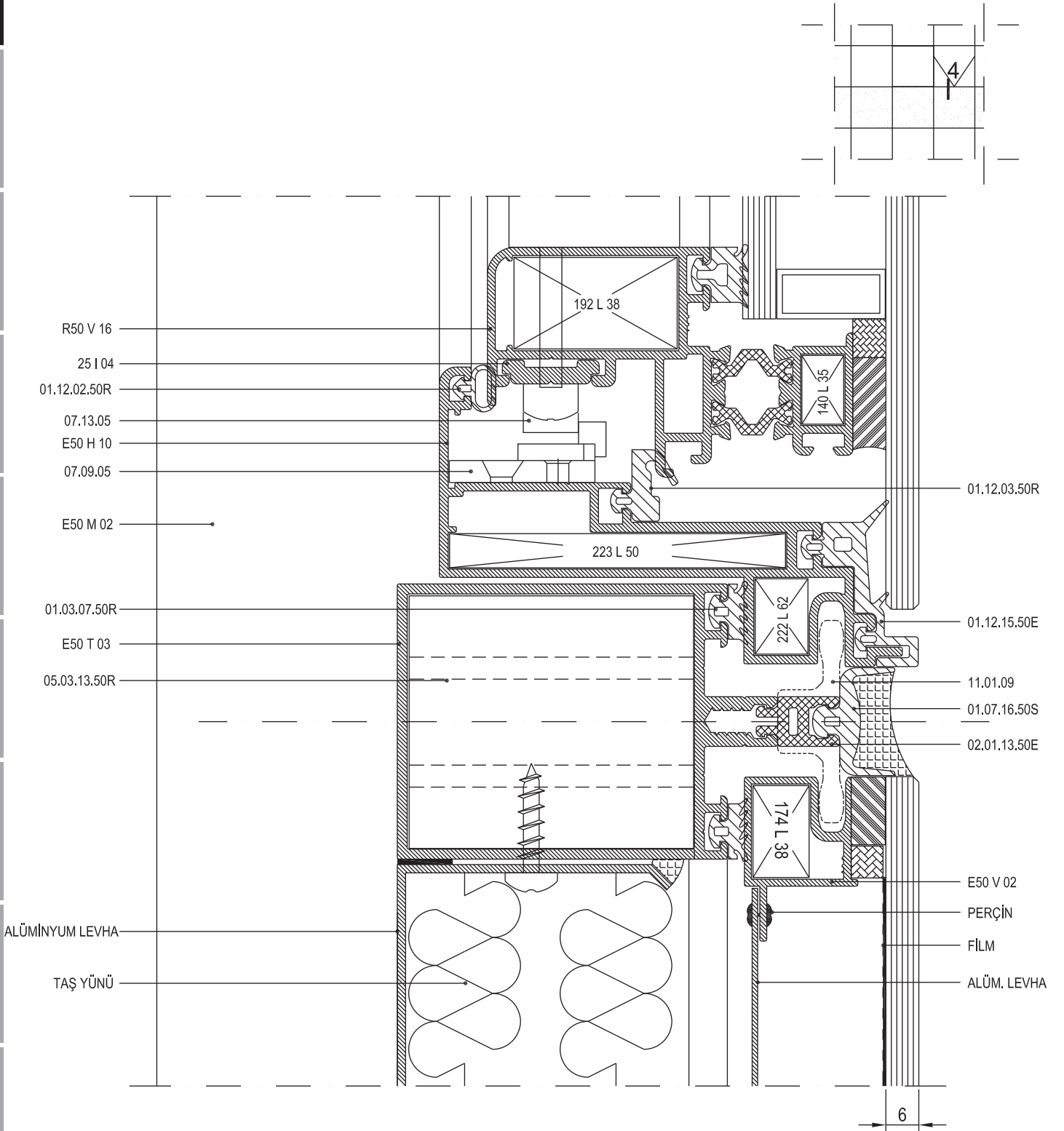
34

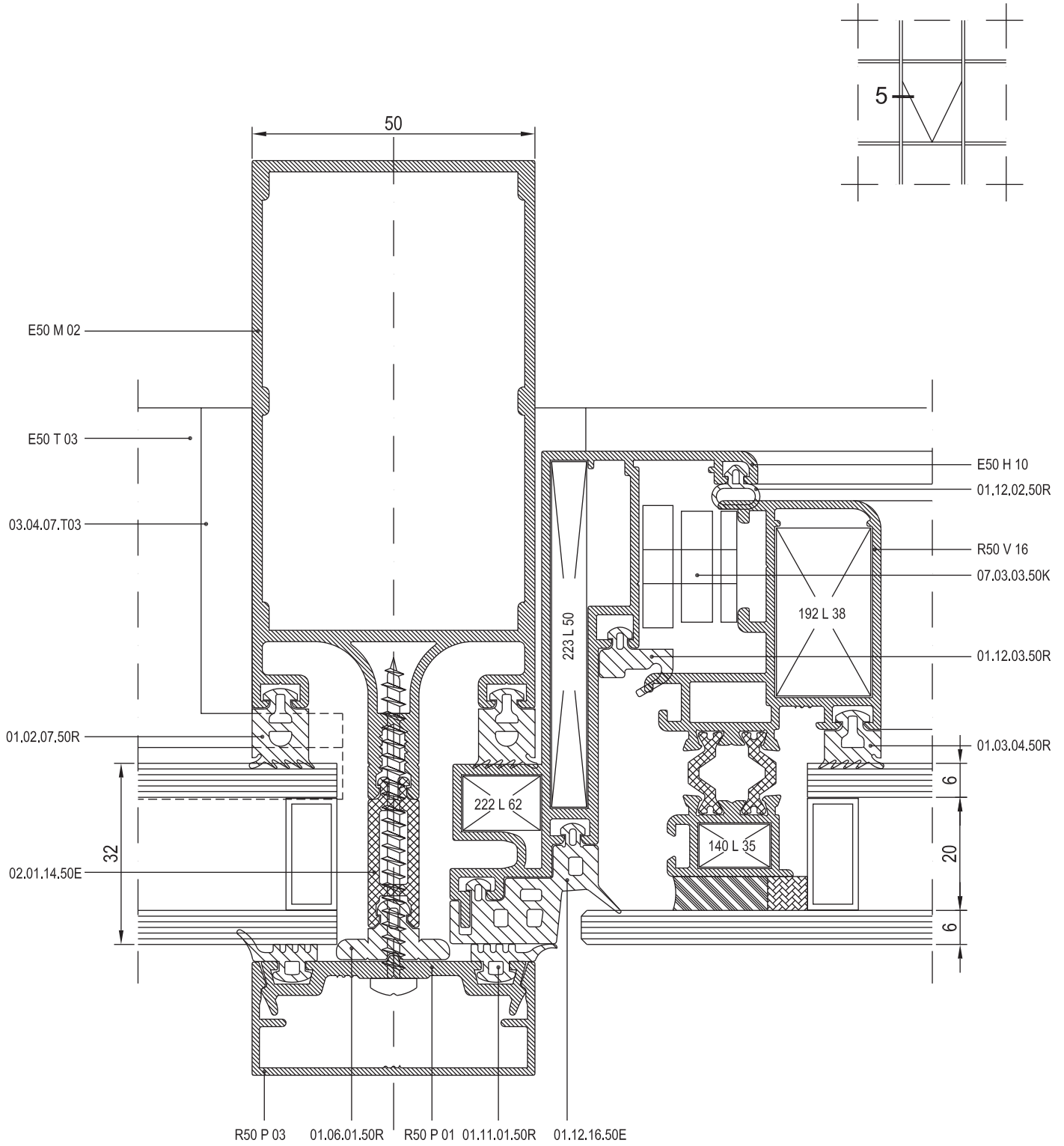
35

36

37

38





31

32

33

34

35

36

37

38



31

32

33

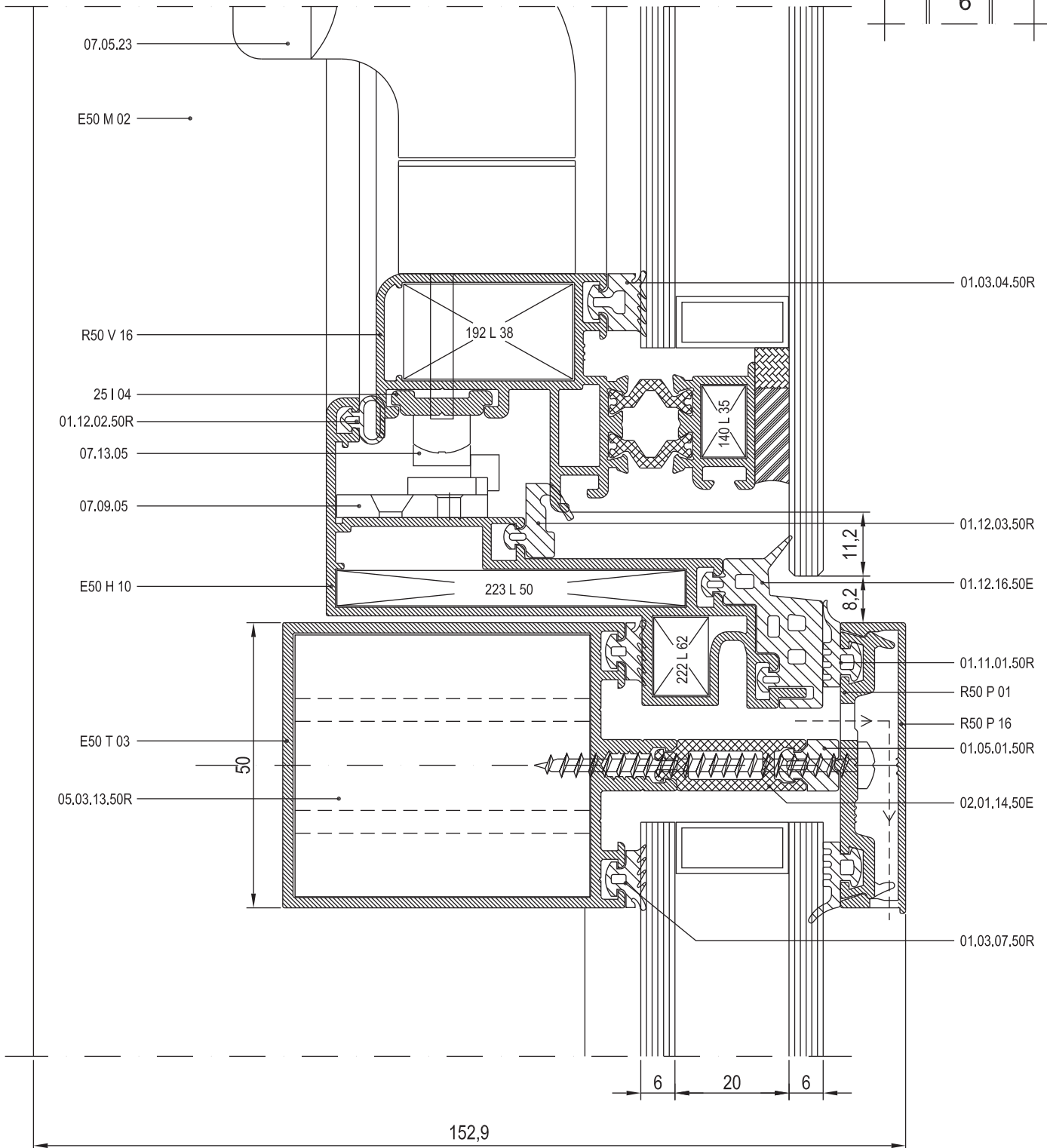
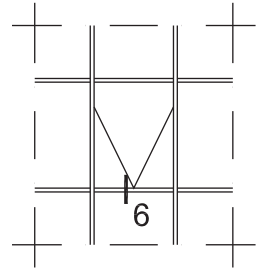
34

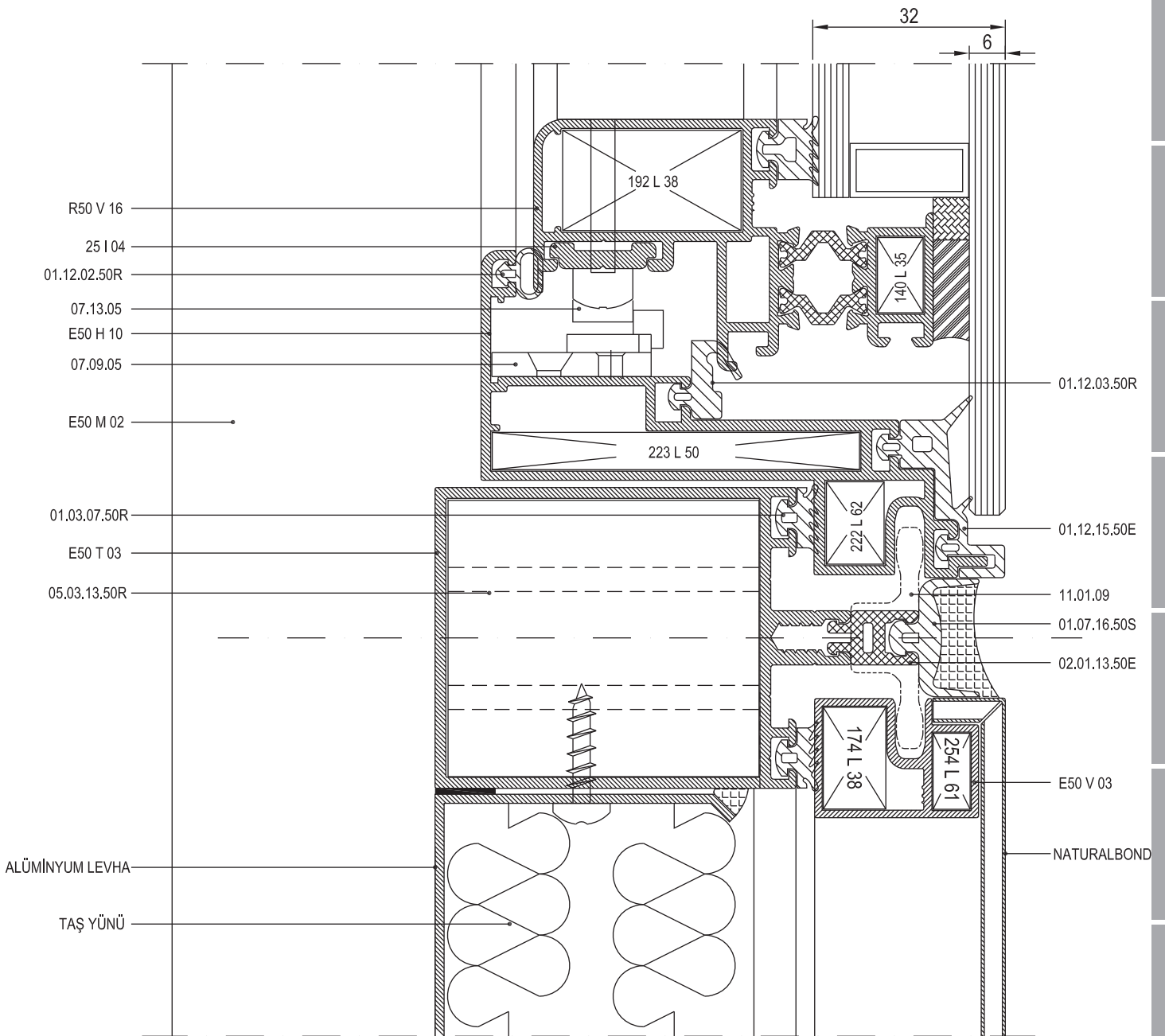
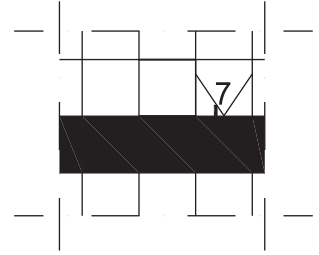
35

36

37

38





31

32

33

34

35

36













37

38



31

Alternatif 1

KULLANILDIĞI PROFİL PROFILE	AKSESUAR KODU ACCESSORIE CODE	KESİM ÖLÇÜSÜ CUTTING SIZE
E50 T 03	05.03.03.50R	 50,9 mm
	05.03.13.50R	 51,9 mm
	03.04.07.T03	 55,0 mm
E50 T 04	05.03.04.50R	 76,9 mm
	05.03.14.50R	 77,8 mm
	03.04.07.T04	 81,0 mm
E50 T 05	05.03.05.50R	 96,9 mm
	05.03.15.50R	 97,8 mm
	03.04.07.T05	 101,0 mm
E50 T 06	05.03.06.50R	 116,9 mm
	05.03.16.50R	 115,8 mm
	03.04.07.T06	 120,0 mm

32

33

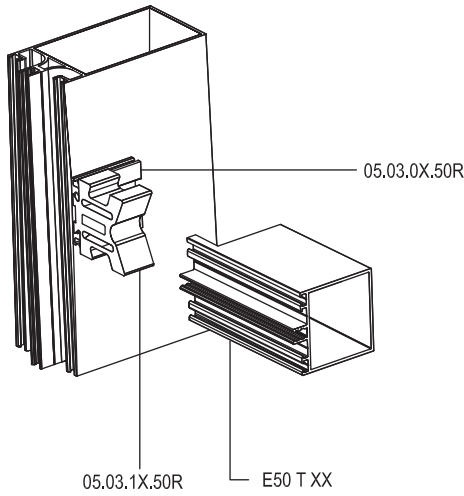
34

35

36

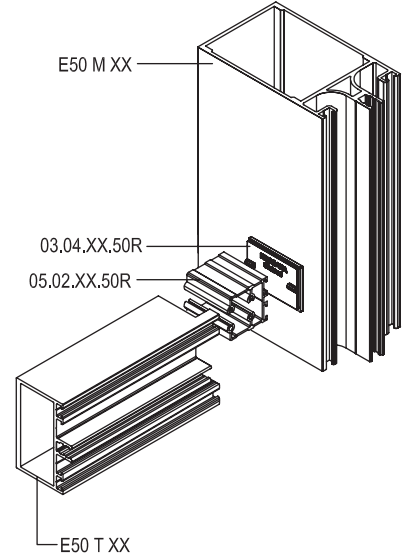
37

38

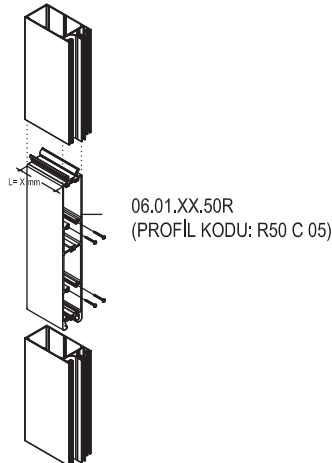


Alternatif 2

KULLANILDIĞI PROFİL PROFILE	AKSESUAR KODU ACCESSORIE CODE	KESİM ÖLÇÜSÜ CUTTING SIZE
E50 T 03	05.02.03.50R	 51,9 mm
	03.04.03.50R	 54,0 mm
E50 T 04	05.02.04.50R	 77,8 mm
	03.04.04.50R	 80,0 mm
E50 T 05	05.02.05.50R	 97,8 mm
	03.04.05.50R	 100,0 mm
E50 T 06	05.02.06.50R	 115,8 mm
	03.04.06.50R	 120,0 mm


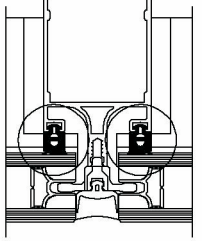

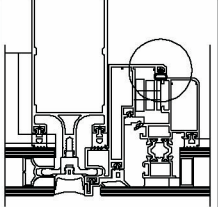

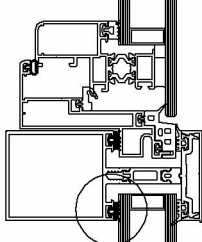

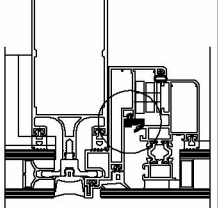

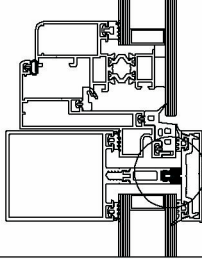
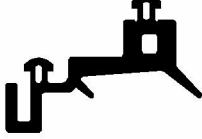
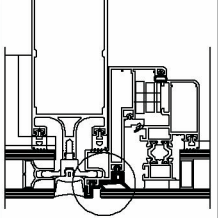

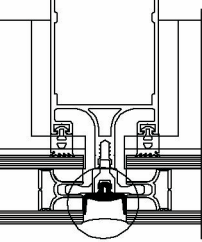

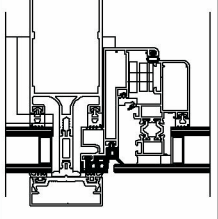

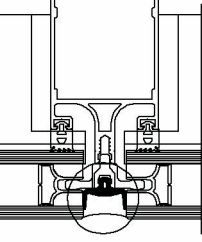
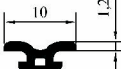
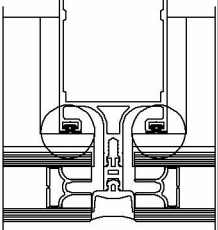

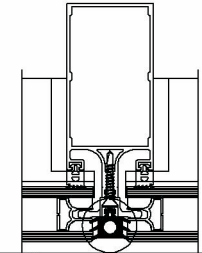
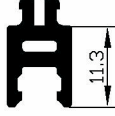
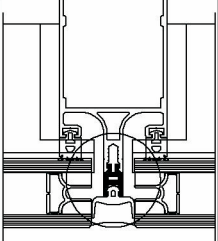

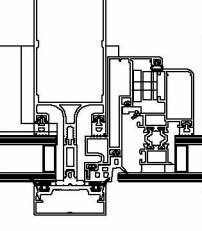
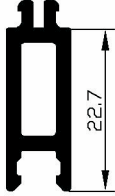
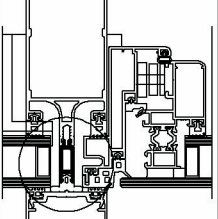


DÜŞEY BAĞLANTI AKSESUARLARI (MULLION CONNECTION PIECES)



AKSESUAR KODU ACCESSORIE CODE	KESİM ÖLÇÜSÜ CUTTING SIZE	KULLANILDIĞI PROFİL USE IN
06.01.02.50R	80,5 mm	E50 M 02
06.01.03.50R	98,5 mm	E50 M 03
06.01.04.50R	117,5 mm	E50 M 04
06.01.06.50R	154,5 mm	E50 M 06



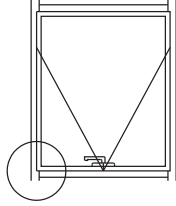
	01.02.07.50R CAM FİTİLİ GLAZING GASKET EPDM 130 gr/m			01.12.02.50R KASET BİNİ FİTİLİ ACOUSTICAL GASKET EPDM 33 gr/m	
	01.03.07.50R CAM FİTİLİ GLAZING GASKET EPDM 60 gr/m			01.12.03.50R KASET BİNİ FİTİLİ ACOUSTICAL GASKET EPDM 90 gr/m	
	01.05.01.50R ORTA BASKI FİTİLİ CENTRAL GASKET EPDM 80 gr/m			01.12.15.50E CAM ALTI FİTİLİ GLAZING GASKET EPDM 182 gr/m	
	01.07.16.50E DERZ FİTİLİ GAP GASKET EPDM 105 gr/m			01.12.16.50E CAM ALTI FİTİLİ GLAZING GASKET EPDM 289 gr/m	
	01.07.16.50S DERZ FİTİLİ GAP GASKET SİLİKON 105 gr/m			01.14.01.50R BİTİŞ FİTİLİ FINISH GASKET EPDM 30 gr/m	
	01.07.18 DERZ FİTİLİ GAP GASKET EPDM 219 gr/m			02.01.13.50E PVC PROFİL PVC PROFILE	
	01.11.01.50R DIŞ CAM FİTİLİ GLAZING GASKET (OUT) EPDM 60 gr/m			02.01.14.50E PVC PROFİL PVC PROFILE	



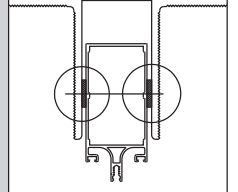
31

**03.06.08**

KÖŞE ENJEKSİYON FİTLİ
CORNER GASKET
YARI KAPAKLI CEPHELERDE
AT TWO SIDE FAÇADE SYS.

**04.09.01.50R**

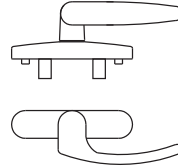
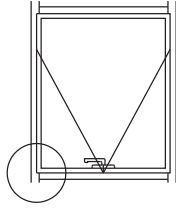
YALITIM PLASTİĞİ
INSULATION PART



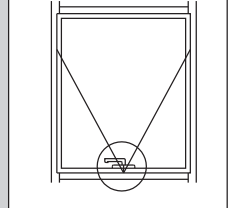
32

**03.06.09**

KÖŞE ENJEKSİYON FİTLİ
CORNER GASKET
YARI KAPAKLI CEPHELERDE
AT TWO SIDE FAÇADE SYS.

**07.05.23**

KOL
HANDLE
SİYAH - GRİ
BLACK - GREY

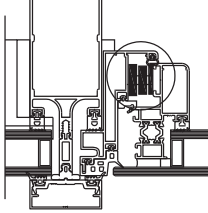


33

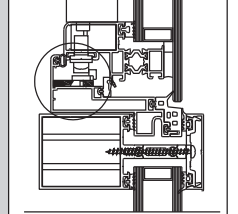
34

07.03.01.50R

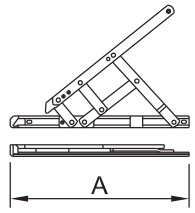
DIŞA AÇILIM MAKAS
TOP-HUNG WINDOW
A= 262 mm Hmax= 640 mm
40 Kg 50°

**07.09.05**

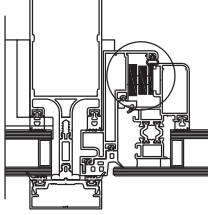
PİM KARŞILIĞI
LOCK PLATE



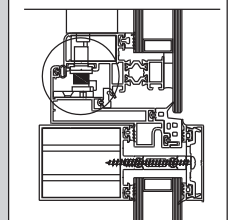
35

**07.03.02.50R**

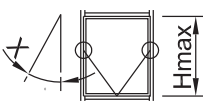
DIŞA AÇILIM MAKAS
TOP-HUNG WINDOW
A= 317 mm Hmax= 800 mm
60 Kg 30°-35°

**07.13.05**

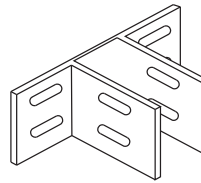
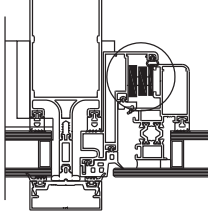
PİM
PIN



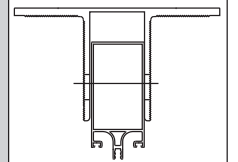
36

**07.03.03.50R**

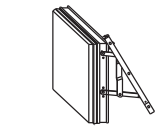
DIŞA AÇILIM MAKAS
TOP-HUNG WINDOW
A= 352 mm Hmax= 1000 mm
69,5 Kg 30°-35°

**08.01.02.50R**

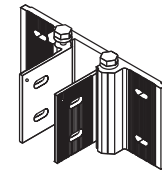
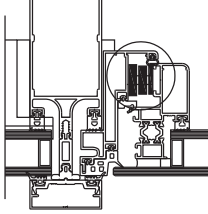
SABİT ANKRAJ + PUL
FIX ANCHORAGE + ROVE



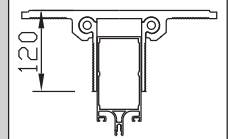
37

**07.03.04.50R**

DIŞA AÇILIM MAKAS
TOP-HUNG WINDOW
A= 457 mm Hmax= 1400 mm
102 Kg 25°-30°

**08.01.02.50R**

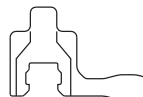
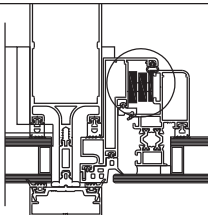
ANKRAJ + PUL
ANCHORAGE + ROVE



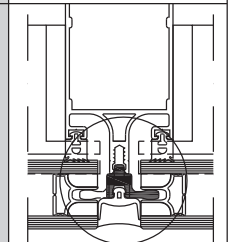
38

07.03.05.50R

DIŞA AÇILIM MAKAS
TOP-HUNG WINDOW
A= 680 mm Hmax= 2500 mm
180 Kg 20°

**11.01.08**

TEKLİ CAM TUTUCU
(Maksimum 20 cm'de bir konulacak)
GLASS HOLDER-SINGLE
(The maximum distance between
two connection point is 20 cm.)





	<p>11.01.09 ÇİFTLİ CAM TUTUCU (Maksimum 20 cm'de bir konulacak) GLASS HOLDER-DOUBLE (The maximum distance between two connection point is 20 cm.)</p>				
	<p>26.01.01 NEM ALICI PROFİL DEHUMIDIFIER PROFILE</p>				
	<p>26.01.02 PVC KÖŞE TAKOZU PVC CORNER CLEAT</p>				

31

32

33

34

35

36

37

38

RESCARA SİSTEM

RESCARA SYSTEM

Aluminyum Kapı Pencere ve Giydirmce Cephe Sistemleri
Aluminium Window Doors and Facade Systems

31



32

33

34

35

36

37

38