





















Profil Listesi

List of the Profiles

Profil Şekli / Profile 	Kodu / Code	Profil Adı / Name	Ağırlık (kg/m) Weight	Atalet Momentleri Moments of Inertia		Sayfa No Page
				J_x (cm ⁴)	J_y (cm ⁴)	
20 	05-2245	109° Geniş Köşe Profili 109° joint Profile	1,188	11,19	21,01	3-3
21 	50 E 98	Dilli Kilit Karşılığı Plate	0,421	----	----	3-5
22 	00-1322	T Profili T Profile	0,186	----	----	3-5
23 	40 E 71	Cam Çıtası Glazing Bead	0,202	----	----	3-6
24 	3144	Cam Çıtası Glazing Bead	0,223	----	----	3-6
25 	3145	Cam Çıtası Glazing Bead	0,235	----	----	3-6
26 	2606	Cam Çıtası Glazing Bead	0,286	----	----	3-6
27 	3108	Cam Çıtası Glazing Bead	0,306	----	----	3-6
28 	3109	Cam Çıtası Glazing Bead	0,310	----	----	3-6
29 	3110	Cam Çıtası Glazing Bead	0,322	----	----	3-6
30 	3111	Cam Çıtası Glazing Bead	0,336	----	----	3-6
31 	3112	Cam Çıtası Glazing Bead	0,354	----	----	3-6
32 	3113	Cam Çıtası Glazing Bead	0,383	----	----	3-6
33 	3114	Cam Çıtası Glazing Bead	0,396	----	----	3-6
34 	3088	Köşe Takozu Profili Corner Cleat Profile	6,099	----	----	3-8
35 	3091	Köşe Takozu Profili Corner Cleat Profile	3,013	----	----	3-8
36 	3098	Köşe Takozu Profili Corner Cleat Profile	4,362	----	----	3-8
37 	3097	Köşe Takozu Profili Corner Cleat Profile	3,530	----	----	3-8
38 	3086	Köşe Takozu Profili Corner Cleat Profile	2,068	----	----	3-8